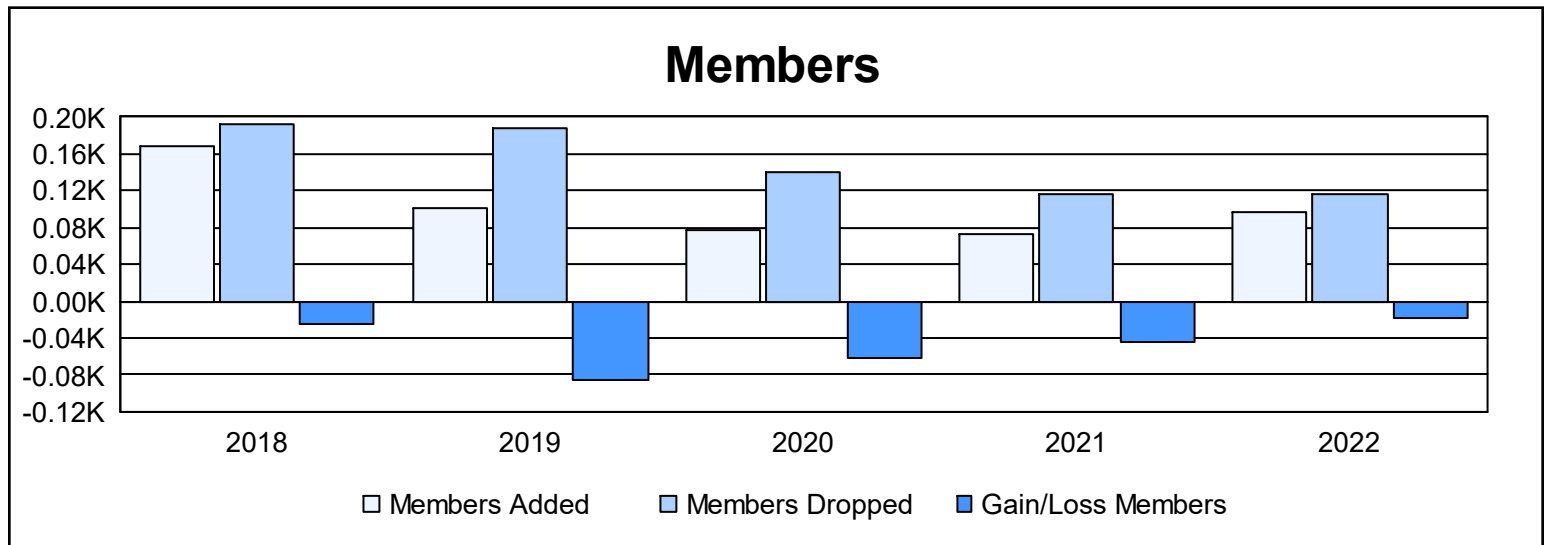
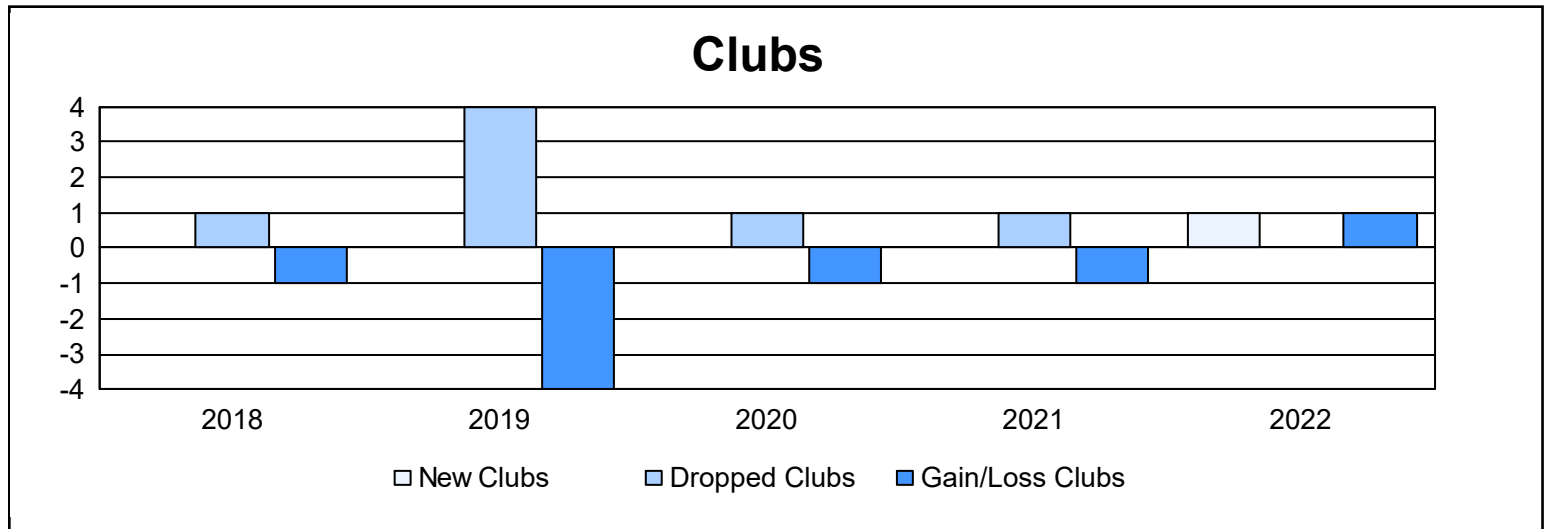
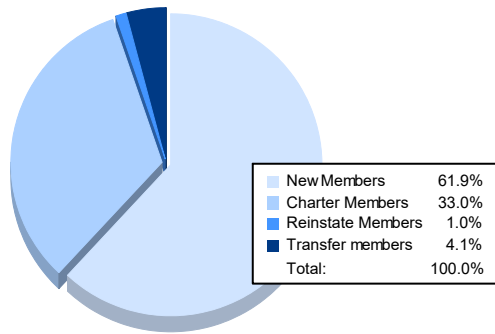


Year	New Clubs	Dropped Clubs	Gain/ Loss Clubs	New Members	Charter Members	Reinstate Members	Transfer Members	Total Member Added	Total Members Dropped	Gain/ Loss Members
2017-2018	0	1	-1	107	40	21	1	169	193	-24
2018-2019	0	4	-4	93	0	3	6	102	187	-85
2019-2020	0	1	-1	53	1	17	7	78	140	-62
2020-2021	0	1	-1	52	0	17	3	72	116	-44
2021-2022	1	0	1	60	32	1	4	97	116	-19
<b>Average</b>	<b>0</b>	<b>1</b>	<b>-1</b>	<b>73</b>	<b>15</b>	<b>12</b>	<b>4</b>	<b>104</b>	<b>150</b>	<b>-47</b>



### Membership Composition June 2022 Cumulative



### Gender Composition June 2022 Cumulative

